

HomeShare™


What we Want – Music Anywhere, Anytime




Where is your music now?

Multiple opportunities to share music from various solutions

for the PC customer



for the BDP/BD HT customer



for the Tablet and Smartphone user



- Music Throw
 - SONY Tablet
 - Airplay (500 only)



SIMPLE!!!

Use Mobile App to control music from anywhere

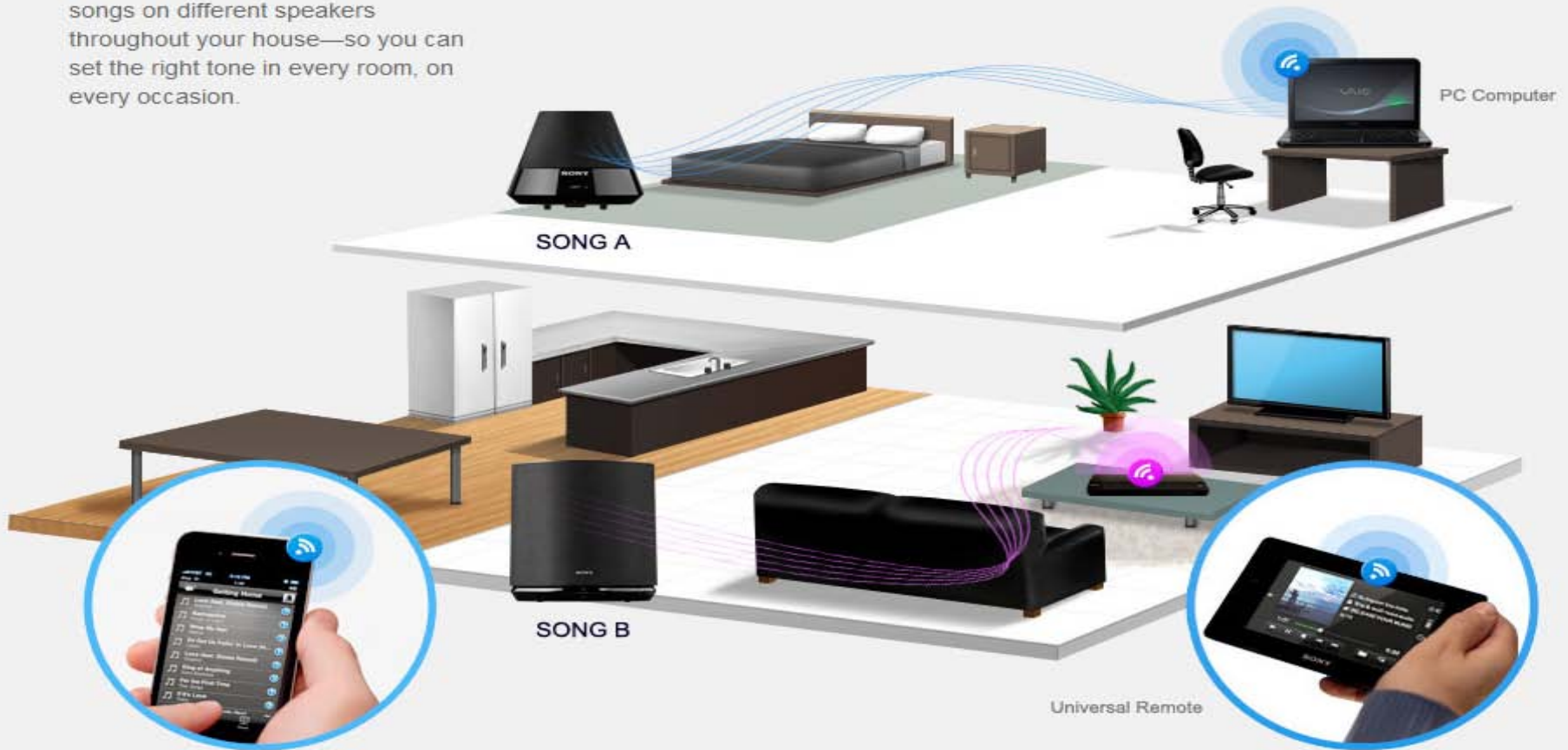
- Pick the room
- Pick the source
- Set the volume



How It Works

PARTY STREAMING MODE | ROOM-BY-ROOM MODE | BLU-RAY CONNECTION | HOME THEATER CONNECTION

Kids want pop and you want to rock? Problem solved. Room-by-Room mode allows you to play different songs on different speakers throughout your house—so you can set the right tone in every room, on every occasion.

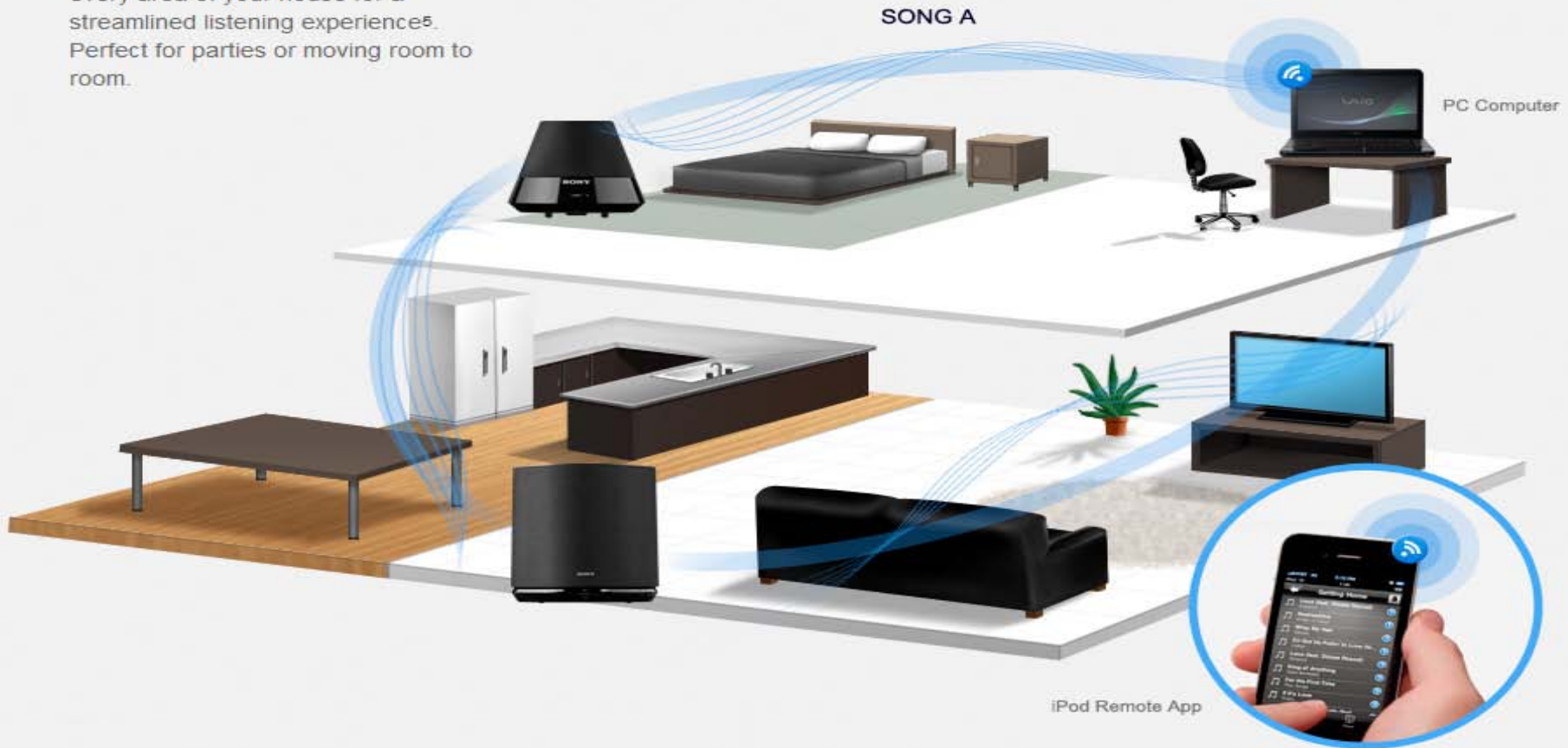


PC Audio streaming: PartyStreaming – Same Song Every Device

How It Works

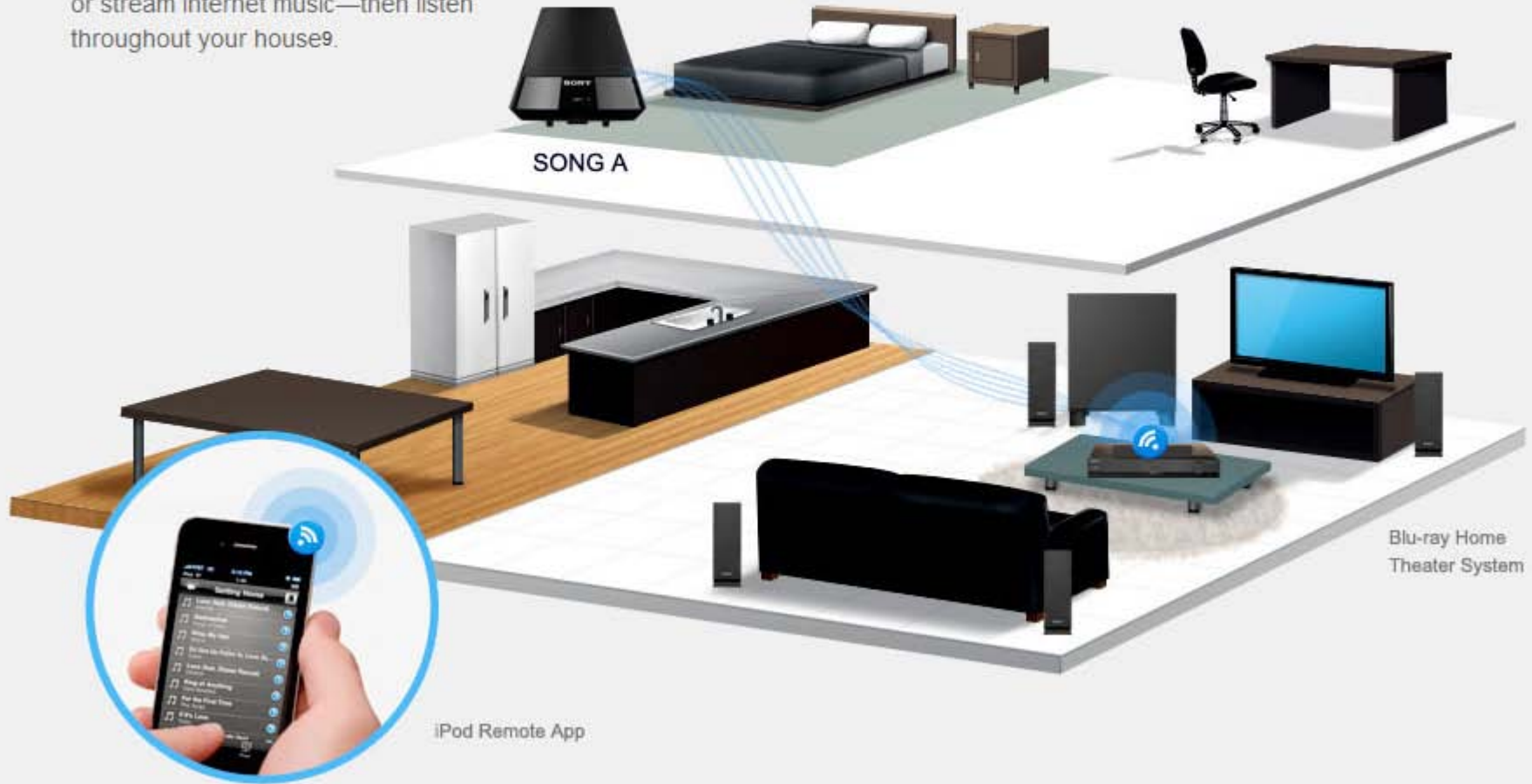
PARTY STREAMING MODE | ROOM-BY-ROOM MODE | BLU-RAY CONNECTION | HOME THEATER CONNECTION

Synchronize all your HomeShare speakers to play the same song in every area of your house for a streamlined listening experience⁵. Perfect for parties or moving room to room.



BD System PartyStreaming Same Song Every Device

Using PartyStreaming mode⁵, HomeShare makes it easy to enjoy wireless music through your existing home theater system⁷. Play a CD, access your personal music library or stream internet music—then listen throughout your house⁹.



What Content can I share?

Music multi-room

“Beyond living room” experience



My Music

Network Music Channels




Play To



Multiple Solutions to Play Your Content

Stream Internet Radio, Portable Audio and Server Contents



NAC DOCKS



BDV-E5,780



CMT-MX700Ni



**Net Speakers
Line in port**



BDP-S4,5,780



SMP-N100

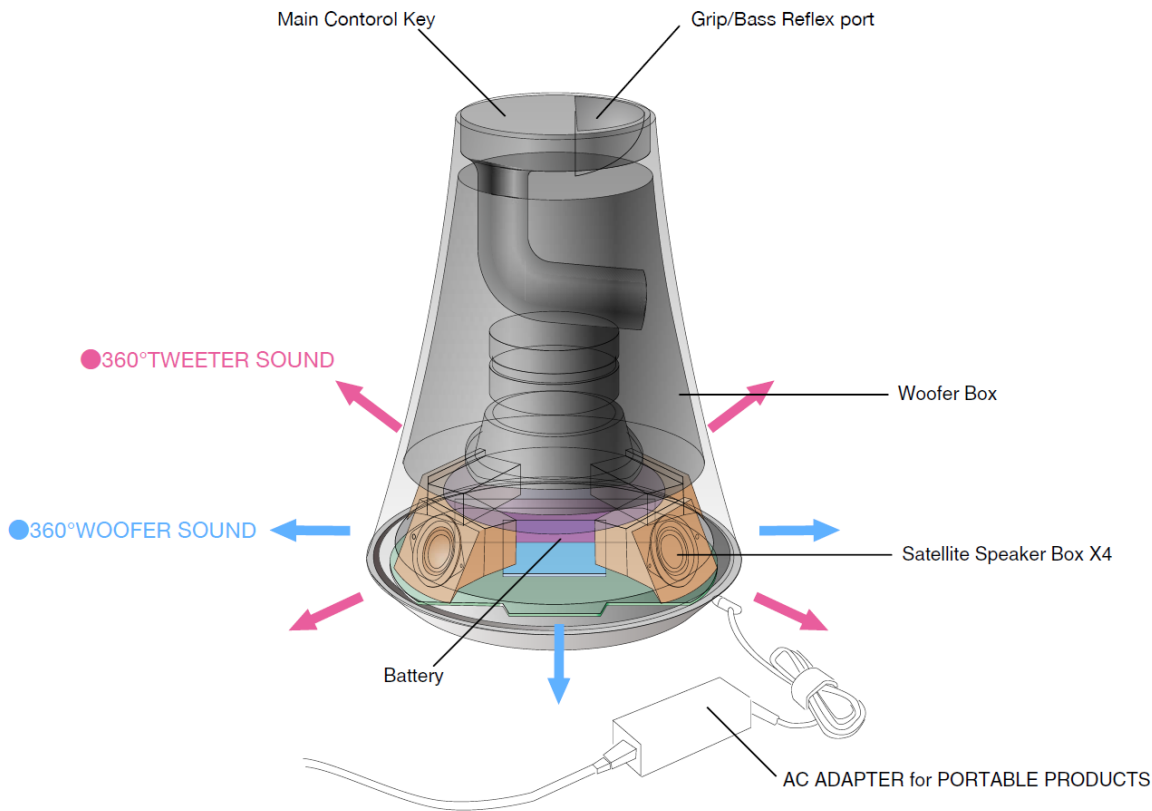


STR-DN1020

Portable model: SA-NS500-October

HomeShare audio anywhere

SPPG: \$399
Oct, RDD



- Portable
5-6hours playback*
- 360 degree sound
- Apple AirPlay support



Easy to setup

Setup tutorial PC application (Included)

STEP1: Connect to wireless router




STEP2: Select AP and enter password



STEP3: Disconnect and ENJOY!

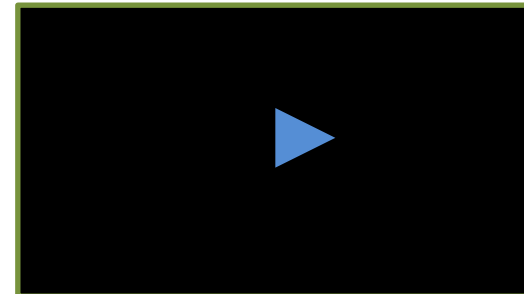


Quick setup guide



Video set-up tutorial

(Sony e-Support site)



Easy setup and Security

Simple Wireless Multi-room Setup



Let's get it started!



Wi-Fi Universal Remote

RMN-U1

Key Features

- Browse & control music through home network with 5-inch touch screen
 - PC's Music, Internet Radio (BIV)
 - iPod/iPhone docked in DLNA capable speaker
 - DLNA Device control
 - Volume, Party sync control (each device)
- IR Universal Remote controller
 - IR pre-programming
 - IR code download via Wi-Fi
 - Learning remote/Macro set up



5-inch touch screen



What about my Portable Audio?

Network iPod/iPhone system : NAS-SV20i

PC, Internet streaming, iPod
Experience music anywhere in home



What about my existing equipment?

Network iPod/iPhone system: NAC-SV10i

PC, Internet streaming, iPod
Experience music anywhere in home



SONY Tablet (Sept)

Android tablets need speakers too...

Sony Tablets have app that enables "Throw", Party Streaming, volume Track skip, play, pause.

Sony Tablet
(Sept launch)



©2011 Sony Corporation All rights reserved.
Design and specifications are subject to change without notice.

•Music Throw



•Trigger music Party Streaming



Browse **BIVL music of NetBox, BDP&BDV, TV**
Trigger that music Party Streaming playback

Android App avail inDec for other devices

AirPlay - What it means:

NS500 speaker will support:

- Native access to iTunes (access both DRM and non-DRM music) via AirPlay
- Direct link with iPhone and iPad music content with AirPlay
 - Throw Music from phone/iPad to speaker



Music Throw →



Multi-room line-up



Network Audio Remote

RMN-U1

SONY Tablet

Remote control

iPhone app

\$299



Network Speakers

SA-NS300

SA-NS500

SA-NS400

\$199
More compact



Portable Outdoor



\$399
Oct

\$299



Core

CORE experience

2011 BDV

2011 BDP

\$499~



\$179~



\$229 '11/Mar

NAC-SV10i



\$299 '11/Mar

NAS-SV20i



What makes SONY HomeShare Wireless unique?

Flexibility and



- You may already have part of the Multi-room solution in your living room, and not even know it...
 - 2010 BD systems (BDVE570,770,970) and select FY11 systems and players already support HomeShare!
 - SONY Ecosystem of products makes it easy expand and control
- Uses Industry standard Technologies DLNA and Wifi, not a closed proprietary one.
- BD players and systems don't just access content, they provide it too!
- Different speaker/player solutions for different customers and environments
- Each speaker/Player syncs to each other in real time because of Party Streaming

ADD ON Opportunities

WPS/Routers

Cables

Computers/NAS Drives

SONY Tablet

iPads, iPods

Why should Installers use HomeShare

- Easy to install into a wireless or wired network
- Expands zone opportunities without running wires
- More selling opportunities
- Open Platform: works with Apple, etc...
- Keep one speaker in truck and easy add in-site

CONTACT INFORMATION

Chad and Danny

CE/DIA Trained, San Diego Based, Product Specialists

1-866-924-7669

installsupport@am.sony.com

www.sony.com/ES

Rob McDonough

Senior Support Engineer

Rob.McDonough@am.sony.com

Amy Lloyd

Product Manager

Amy.Lloyd@am.sony.com

Tim Galian

Senior Support Engineer

Tim.Galian@am.sony.com

Lou Iacovelli

Senior Software Engineer

Louis.Iacovelli@am.sony.com

Jon Lin

Business Manager

Jonathan.Lin@am.sony.com

Setup and Demo

Things you will need:

Wiring/Wireless Infrastructure

1. Open internet signal-no firewall or splash pages (for internet radio)
2. Wireless WPS Dual N Band router
3. Network switch-if running wired network
4. Cat5e cables-if running wired network

For Demos

1. Slacker/Pandora accounts
2. Computer or Networked HDD with music content on same network
3. SONY Tablet
4. I-pod device with Network Audio remote app installed
5. RMNU1 remote